



Cycling + Public Transport.

EMMA STUBBE
PROJEKTKOORDINATORIN
DUTCH CYCLING EMBASSY
16 MAI 2024







Gestaltungs- grundsätze

- o>o Nähe (zum Bahnsteig)
- o>o Garantiert freie Plätze
- o>o (Soziale) Sicherheit
- o>o Gute Bewegung und Fluss
- o>o Komfort und Benutzerfreundlichkeit
- o>o Immer kostenlos
- o>o Schutz vor der Witterung
- o>o Zusätzliche Services
- o>o Nachhaltige Materialien



Rundumservice am Bahnhof



- o>o Der niederländische Bahnbetreiber NS besitzt und betreibt landesweit 32 Fahrradservice- und Einzelhandelsgeschäfte
- o>o Fahrräder, die vor 10:00 Uhr zur Wartung oder Reparatur abgegeben werden, sind bis 16:00 Uhr wieder einsatzbereit, und die Kunden erhalten ein kostenloses Leihfahrrad für den Tag.
- o>o Es wird auch diverses Fahrradzubehör angeboten, darunter Lampen, Schlösser, Sättel, Reifen, Körbe usw.

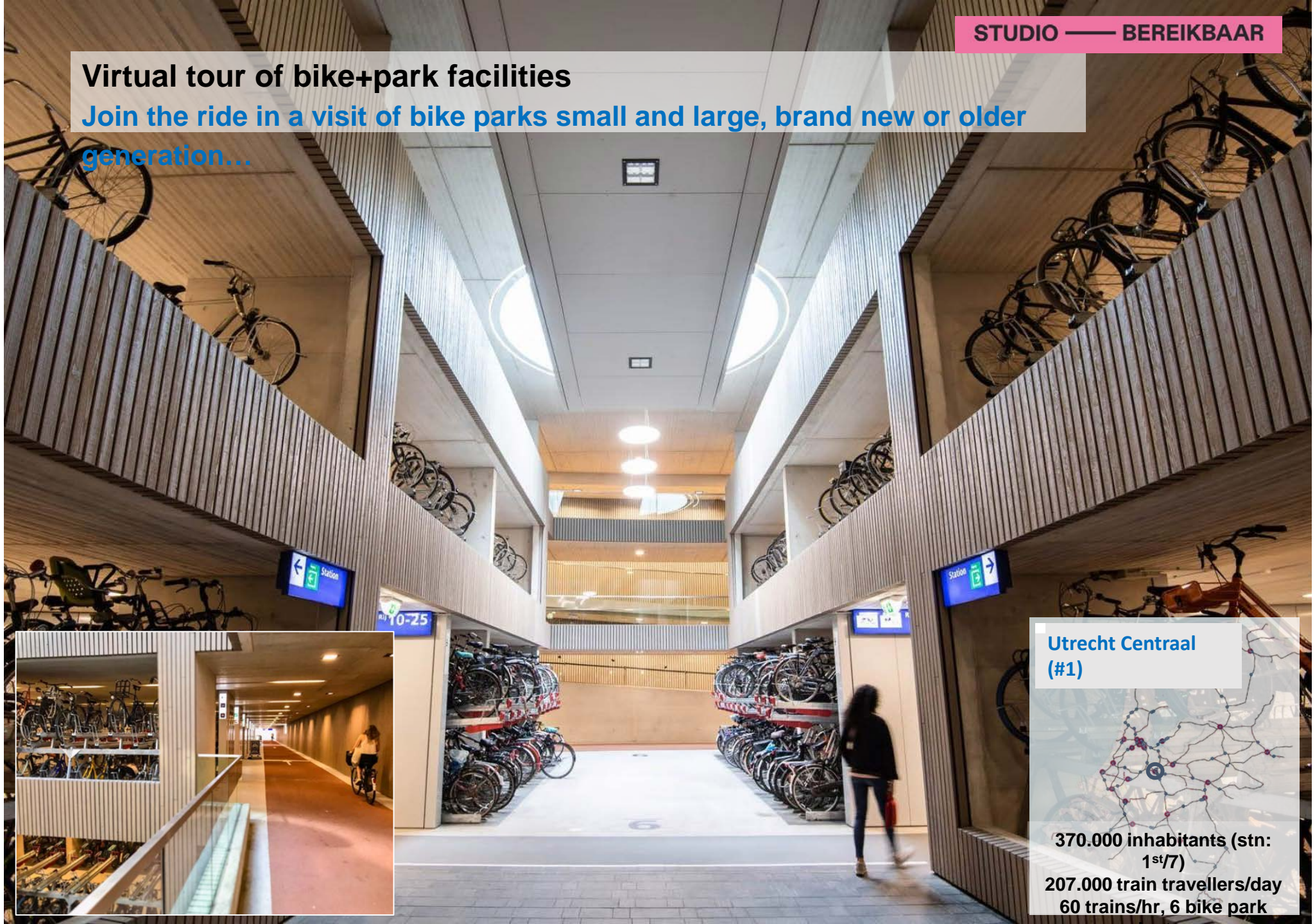






Virtual tour of bike+park facilities

Join the ride in a visit of bike parks small and large, brand new or older generation...



Utrecht Centraal (#1)

370.000 inhabitants (stn: 1st/7)
207.000 train travellers/day
60 trains/hr, 6 bike park



STUDIO — BEREIKBAAR



Ommen (#286)

17.500 inhabitants (strn: 1st/1)
2.300 train travellers/day
5 trains/hr, 1 bike park



Apeldoorn
Osseveld



Holten (#315)

9.000 inhabitants (stn: 1st/1)
1.400 train travellers/day
4 trains/hr, 3 bike park clusters



Deventer (#32)


95.000 inhabitants (strn: 1st/2)

21.500 train travellers/day

16 trains/hr, 2 bike park

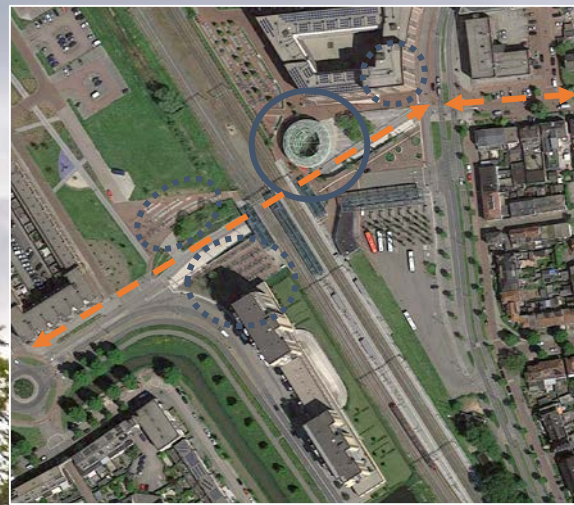


Houten (#79)

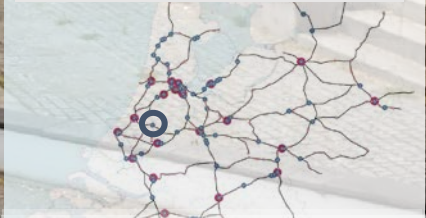


50.000 inhabitants (str:
1st/2)

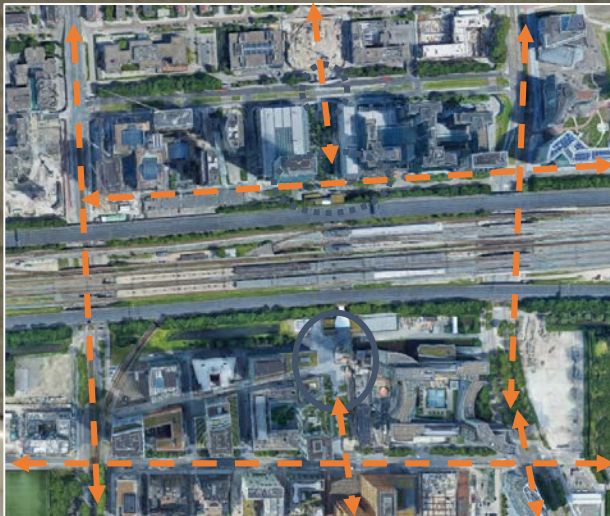
8.300 train travellers/day
8 trains/hr, 1 bike park



Alphen aan den Rijn (#68)



110.000 inhabitants (stn: 1st/1)
11.000 train travellers/day
8 trains/hr, 4 bike park



STUDIO — BEREIKBAAR




Amsterdam Zuid (#8)



825.000 inhabitants (2nd/13)
69.000 train travellers/day
16 trains/hr, 3 bike park clusters



Groningen (#18)



200.000 inhabitants (stn: 1st/3)
 18.000 train travellers/day
 14 trains/hr, 4 bike park

Other components of Dutch bike+train integration:

Bike integration in (railway) marketing, apps, planning, ticketing,

Departure 17:32 → Arrival 19:10 | 1:38 | 1x transfers | 4

17:32 Deventer ... Track 4

- NS Intercity to Den Haag Centraal

18:46 Gouda ... Track 8

- Exit side right

18:52 Transfer on same platform Track 8

- NS Intercity to Rotterdam Centraal

19:10 Rotterdam Centraal ... Track 13

Exit side left

Price with e-ticket
€24.10 | More fares

Order train ticket

Price with Flex Altijd Voordeel
€19.28 | More fares

single way, 2nd class, full fare, no subscription

You always get 20% discount during peak hours and 40% discount in off-peak hours + weekend. This trip is already €5.82 cheaper than with a train ticket from a ticket machine.

Order Altijd Voordeel

Station Rotterdam Centraal
Weather forecast at 19:10

22°C | Southeast 2 | More on Buienradar.nl

- OV bikes 275 available now
- Stores 18 open at 19:10
- Services 20 open at 19:10

STUDIO — BEREIKBAAR

TU Delft Faculteit Civiele Techniek en Geowet... | Bike

Arrival:

- Walk
- Bike
- OV-fiets
- Public transport
- Shared scooter
- Car

Earlier

Wednesday 27 September 2023

- 18:18 → 18:46 | Intercity + 455 + 6 min. | 0:28 | 12
- 18:21 → 18:52 | Intercity + 14 min. | 0:31 | 9
- 18:26 → 18:54 | Sprinter + 14 min. | 0:28 | 9
- 18:26 → 18:56 | Sprinter + 69 + 4 min. | 0:30 | 9
- 18:35 → 19:04 | Sprinter + 174 + 4 min. | 0:29 | 9
- 18:38 → 19:16 | 40 + 6 min. | 0:38 | 88
- 18:42 → 19:12 | Intercity + 14 min. | 0:30 | 9

Later

Departure 18:26 → Arrival 18:54

18:26 Rotterdam Centraal ...

- NS Sprinter to Den Haag Centraal

18:36 Delft Campus ... Track 1

18:40 Exit side right

Cycle 14 minutes (3.7 km)

Map showing route from Delft Campus to TU Delft.

18:54 TU Delft Faculteit Civiele Techniek en Geowetenschappen

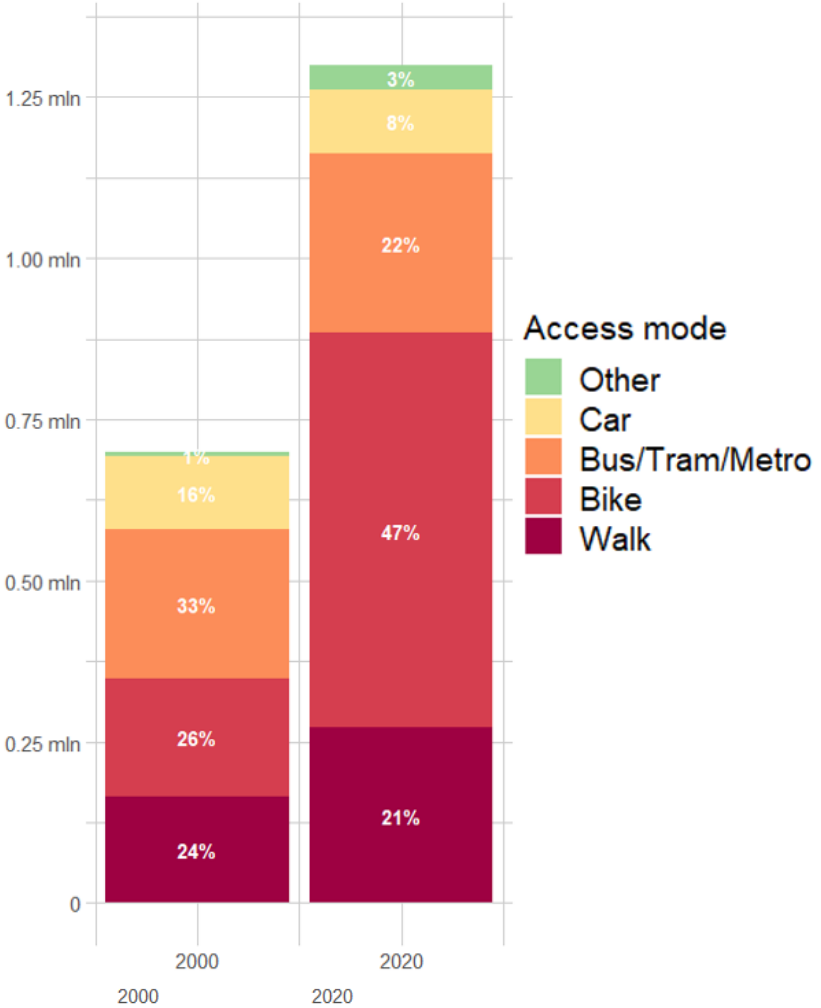
Price with e-ticket
€3.70 | More fares

single way, 2nd class, full fare, no subscription

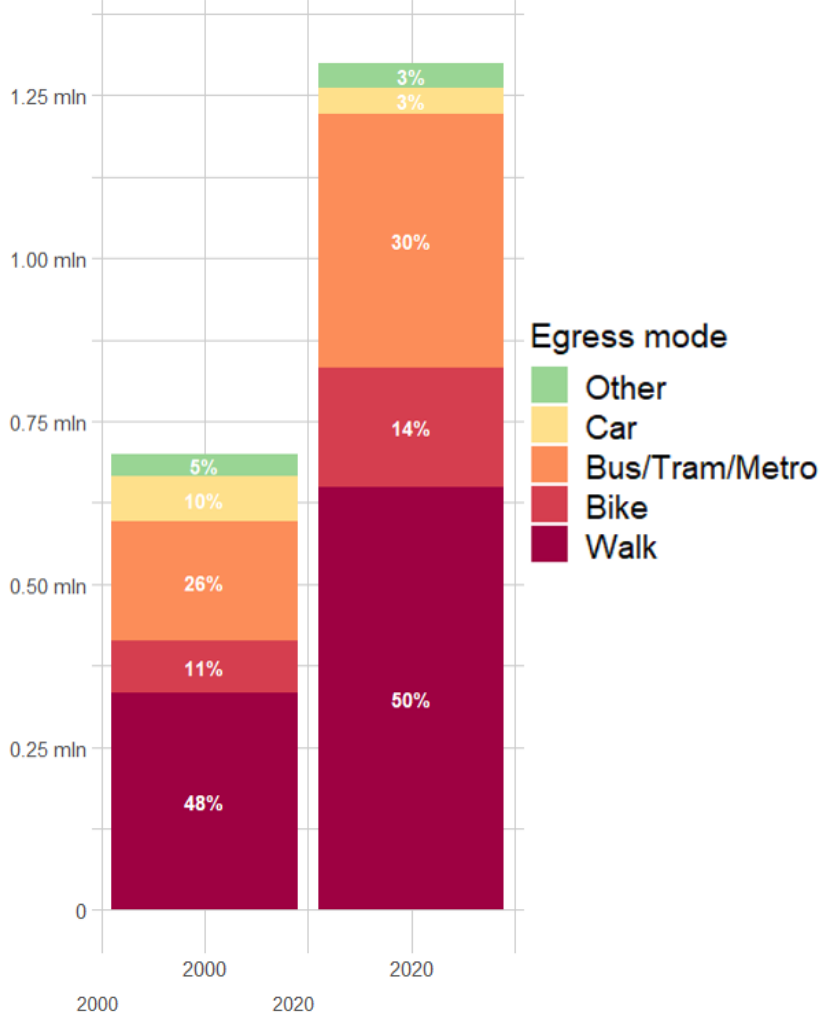
Development of daily train travellers in the Netherlands 2000-2020

Including share per mode of access/egress travel to/from rail

**Daily journeys to train stations
(access travel: home to station)**



**Daily journeys from train stations
(egress travel: station to destination)**

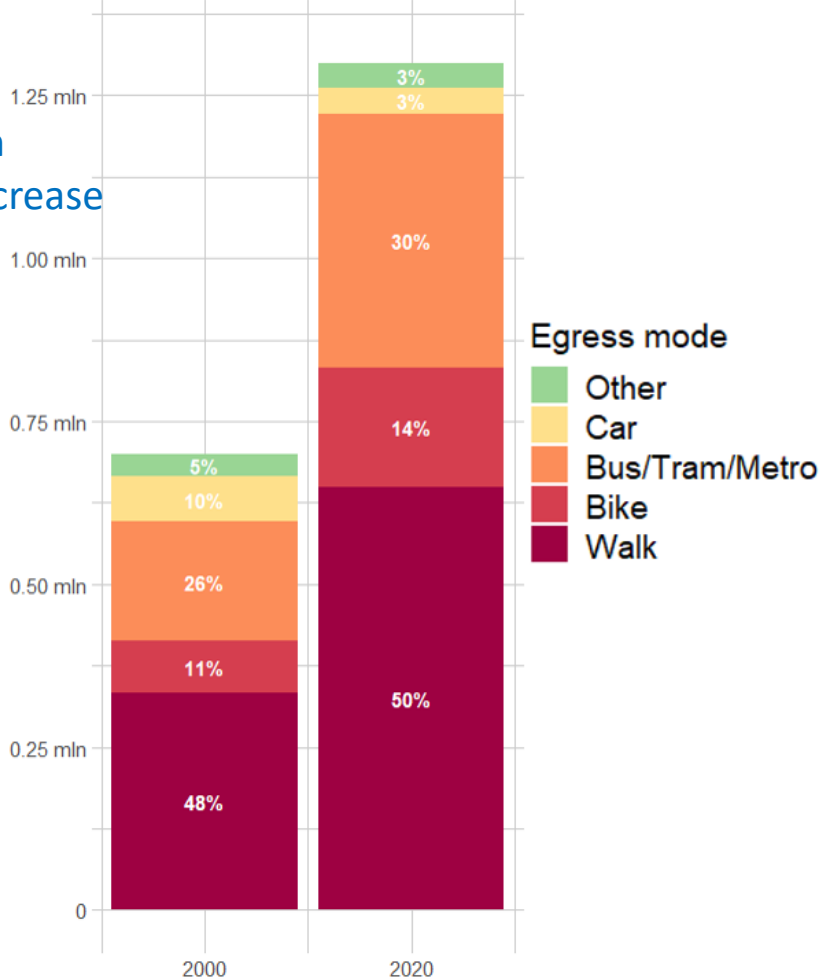
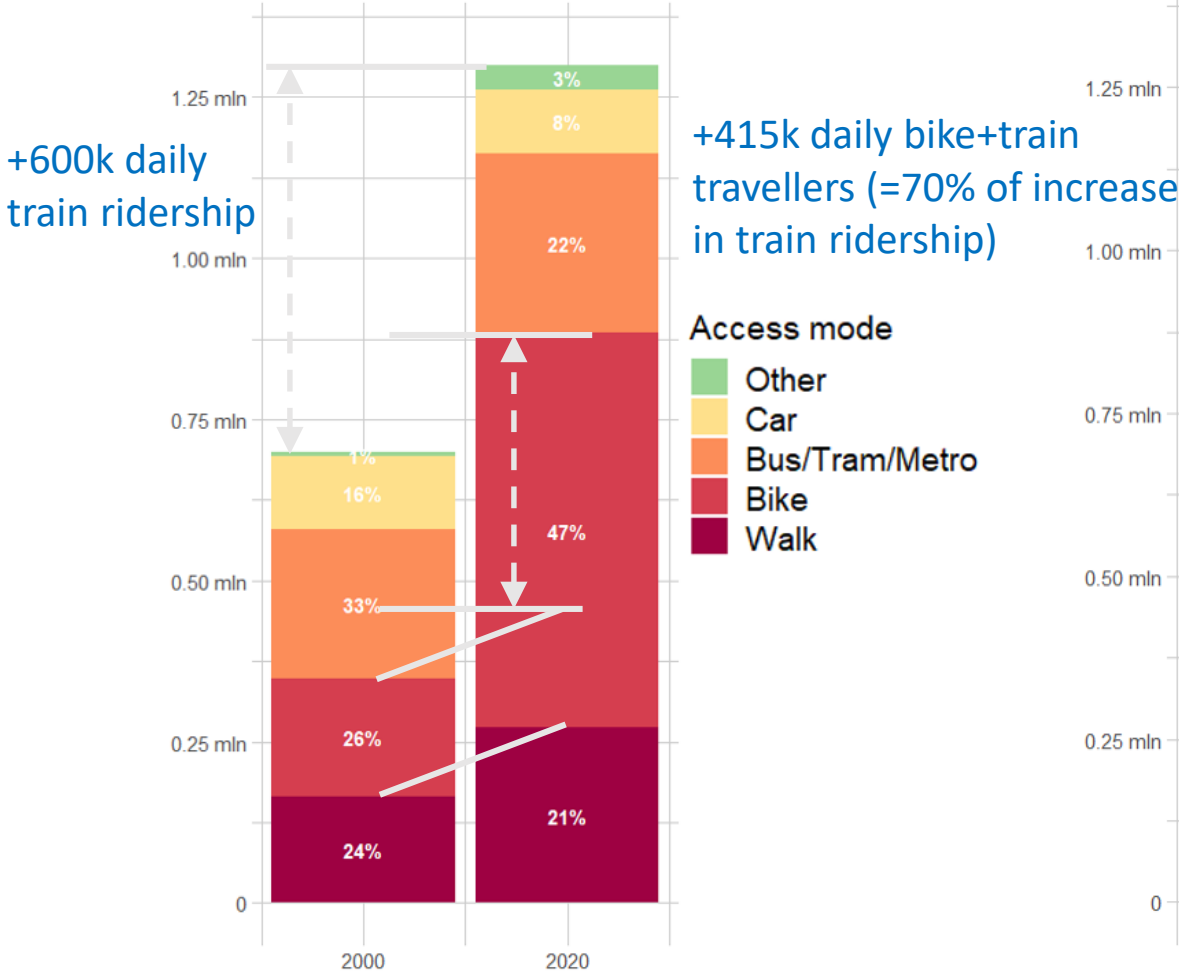


Development of daily train travellers in the Netherlands 2000-2020

Including share per mode of access/egress travel to/from rail

station Daily journeys to train stations
(access travel: home to station)

Daily journeys from train stations
(egress travel: station to destination)



Doubling of rail passengers was mostly powered by increase of cycling from home to station.

From: 26% of 700k travellers + 196k cyclists → To: 47% of 1.300k + 611k cyclists.

The increase (611k-196k) 415k extra cyclists accounts for 70% of the total increase of (1.300k-700k) 600k new rail travellers



EMAIL INFO@DUTCHCYCLING.NL
WEBSITE WWW.DUTCHCYCLING.NL

